















Crowdfunding Investments, Peer-to-Peer & Online Lending Funding Amounts in GBP

#	Geo	Platform Name	Market Share %	Total (GBP) ▾	90 Days	VS. Previous 90 days	Last month	VS. Previous Month
1		Funding Circle UK	37,48%	6.166,0m	Listed	Listed	Listed	Listed
2		ZOPA	34,27%	5.638,0m	152,3m	4,5%	46,5m	-9,7%
3		Ratesetter	25,18%	4.142,1m	82,2m	-5,2%	23,0m	-8,8%
4		CrowdProperty	0,65%	106,9m	12,3m	-27,3%	1,9m	-55,4%
5		Kuflink	0,61%	100,1m	9,0m	32,6%	4,2m	47,9%
6		LendingCrowd	0,52%	85,0m	3,1m	-4,3%	0,3m	-48,1%
7		Capital Rise	0,49%	80,2m	6,2m	-61,5%	0,0m	-100,0%
8		Abrate	0,35%	57,5m	3,2m	247,7%	1,0m	100,0%
9		Loanpad	0,18%	29,5m	7,7m	29,8%	3,6m	83,9%
10		Blend	0,13%	21,5m	3,5m	3,4%	1,6m	28,5%
11		Lendwise	0,07%	10,8m	2,8m	-19,5%	1,7m	135,4%
12		LandlordInvest	0,06%	10,5m	0,6m	223,9%	0,4m	100,0%
13		AxiaFunder	0,01%	1,2m	0,0m	-100,0%	0,0m	-100,0%
14		Qardus	0,00%	0,2m	0,1m	81,6%	0,0m	-100,0%

Last updated dataset: 31th December 2020

* Listed refers to the public traded stock companies whom because of regulatory restrictions only report to the market in their quarterly reports

**The publicly noted Funding Circle has not delivered Quarterly reports for 2020 to the market.